

WPA User Manual for Competition Equipment Registration

World Para Athletics

Adenauerallee 212-214
53113 Bonn, Germany
www.WorldParaAthletics.org

Tel. +49 228 2097-217
Fax +49 228 2097-209
info@worldParaAthletics.org



In accordance with the Regulation outlined in Part B - 7, Technology and Equipment, and specifically 7.2, Monitoring the Use of Technology and Equipment; World Para Athletics now require all athletes to register personal competition equipment including but not limited to:

- a) Sports specific prosthetic devices;
- b) Sports specific orthotic devices;
- c) Wheelchairs and their componentry.
- d) Specification for Throwing Frames and materials for holding bars;
- e) Personal Starting Blocks

Note: Athletes are not required to register throwing implements

1 Registration

The process of registering such equipment shall be through the IPC Sport Data Management System (SDMS) as follows:

1.1 Step 1

Once you are logged into SDMS, go to Athletes → Athlete Registration, and then find and select the athlete.



Home » Athletes » Athlete Registration

Athlete Registration

Advanced Search Parameters Sport <all> x

SDMS ID	Family Name	Given Name	Date of Birth	Gender	IPC	Career Status	Category
31071	Smith	John	2008-04-14	Male	Albania	Active	Athlete

1.2 Step 2:

Once you are in the profile of the athlete, select the tab named “Equipment”. Within this tab you can register each set of equipment.

Home » Athletes » Athlete Registration » 31071 - SMITH John (ALB)

31071 - SMITH John (ALB)

Personal Details | Sports & Classes | Career & Name Changes | Biography | Data Sheet | **Equipment**

Background: You might be requested to upload information and photos on this athlete's equipment for approval of the responsible Para sport. Following Para sports use this section: World Para Athletics, World Para Alpine Skiing, World Para Nordic Skiing (Cross Country Skiing & Biathlon), and World Para Snowboard. Therefore, this section is available only for athletes that are registered in any of these sports.

Instructions: Open the tab 'New Equipment Set' and fill out the form. Click **Save**. Then you can upload up to 5 high resolution images (max. 5 MB per image) and up to 5 PDFs (max. 2 MB per document). When you completed the upload of all necessary documents, click **Final Submit**. Your equipment set will be reviewed by the responsible sport department for approval. Changes after submission are not possible. The maximum number of equipment sets you can register is 6.

Prosthesis (New)

Basic Information

Sport: Athletics

Equipment Type: **Prosthesis** (dropdown menu open showing: Prosthesis, Orthosis, Racing Wheelchair, Throwing Frame, Personal Starting Block, other)




Manufacture Company: [text box]


Product Name: [text box]

Technical description - Purpose of equipment adaptation: [text box]

NPC Comments: [text box]

Photos & PDF Documents [Upload Image/PDF button]

Hints
You can open any image in original size by clicking the image preview or the  icon. PDFs can also be opened by clicking the  icon. Any file can be deleted by clicking the  icon and confirming the security question.

Upload
Click the  Upload button to select one file for upload from your computer. Please be reminded of the file requirements:

- max. 5 images
- jpg, png, or gif
- ≤ 5 MB per image
- max. 5 PDFs
- ≤ 2 MB per PDF

First select the *Equipment Type* to indicate the type of equipment you wish to register (Prosthesis, Orthosis, Racing Wheelchair, Throwing Frame, Personal Starting Block, Other). Then enter the Manufacturer, Product Name and Catalogue/Module Number (if applicable). The Technical Description should include a basic description of the main components of the equipment set (Material, Weight, Size etc.). For example:

Racing Wheelchair: Aluminium frame 9000(gr), 20" front wheel, 28" rear spoked wheels, Calliper front wheel brake and lever.

Throwing Frame: Steel frame with steel vertical bar, height 72cm, square seat 28cmx28cm.

Prosthesis: Above knee running prosthesis, 3S80 Fitness Knee, 1E90 Sprinter Foot, 682 g.

Upon completion of the *Basic Information*, **press save**.

1.3 Step 3

Once the basic information has been saved, you may now upload images and PDF Documents (i.e.: technical document of the equipment) Maximum 5 Images or PDF. The photos should be clear and show the product specifications as described above.

Home » Athletes » Athlete Registration » 31071 - SMITH John (ALB)

31071 - SMITH John (ALB)

Personal Details | Sports & Classes | Career & Name Changes | Biography | Data Sheet | **Equipment**

Background: You might be requested to upload information and photos on this athlete's equipment for approval of the responsible Para sport. Following Para sports use this section: World Para Athletics, World Para Alpine Skiing, World Para Nordic Skiing (Cross Country Skiing & Biathlon), and World Para Snowboard. Therefore, this section is available only for athletes that are registered in any of these sports.
Instructions: Open the tab 'New Equipment Set' and fill out the form. Click **Save**. Then you can upload up to 5 high resolution images (max. 5 MB per image) and up to 5 PDFs (max. 2 MB per document). When you completed the upload of all necessary documents, click **Final Submit**. Your equipment set will be reviewed by the responsible sport department for approval. Changes after submission are not possible. The maximum number of equipment sets you can register is 6.

Prosthesis (New)

Basic Information

Sport: Athletics | Equipment Type: Racing Wheelchair

Manufacture Company: Motivation




Product Name: Flying Start | Catalogue/Module No: 0000


Technical description - Purpose of equipment adaptation: Aluminium frame 9000(gr), 20" front wheel, 28" rear spoked wheels, Calliper front wheel brake and lever.

NPC Comments:

Photos & PDF Documents

Upload Image/PDF

Hints
 You can open any image in original size by clicking the image preview or the  icon. PDFs can also be opened by clicking the  icon. Any file can be deleted by clicking the  icon and confirming the security question.

Upload
 Click the  Upload button to select one file for upload from your computer. Please be reminded of the file requirements:

- max. 5 images
- jpg, png, or gif
- ≤ 5 MB per image
- max. 5 PDFs
- ≤ 2 MB per PDF

Once complete, **press save**.

The maximum number of equipment sets you can register is six (6).

Note: a wheelchair and its components will be considered as one (1) set, rather than registering each component separately (frame, wheels etc.).

Should you wish to register a second or third piece of equipment, select the tab named "New Equipment Set" located at the bottom of the page and follow the same procedure from Step 2.

2 Validation

Upon the registration and submission of equipment, World Para Athletics shall review each set and may request further details of any registered equipment. If an athlete changes their equipment throughout the season, the new equipment must be registered to SDMS.

World Para Athletics has a duty to prohibit the use of equipment that breaches the fundamental principles of 'safety', 'fairness', 'universality' and 'physical prowess' per World Para Athletics Regulations Part B - 7.3.2. World Para Athletics through its appointed Technical Delegate(s) will continue to monitor the use of Technology and Equipment at all World Para Athletics Registered Competitions to ensure that it conforms with the above regulations, and those principles set out in the IPC Policy on Sport Equipment (located on the IPC website).